

7149DIY

Designation : Do-it-Yourself (DIY). Male BNC Connector. Wire Attachment by soldering and crimping.

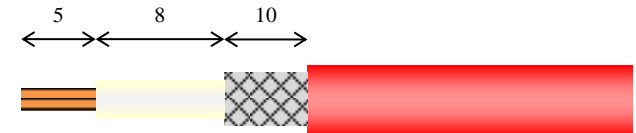
Applications : to repair and make BNC leads.

How to use : to attach a coaxial wire.

➔ Step 1 of 6. I gather the 5 parts of the BNC connector, Electro-PJP's crimping tool part number PINC/BNC, a piece of Electro-PJP's coaxial wire part number 7250, a 80 watt maximum soldering iron, and a piece of tin wire.

➔ Step 2 of 6. I slip the main insulator on the coaxial wire and I slip the crimping ferrule on the coaxial wire.

➔ Step 3 of 6. I strip the coaxial wire as shown below.


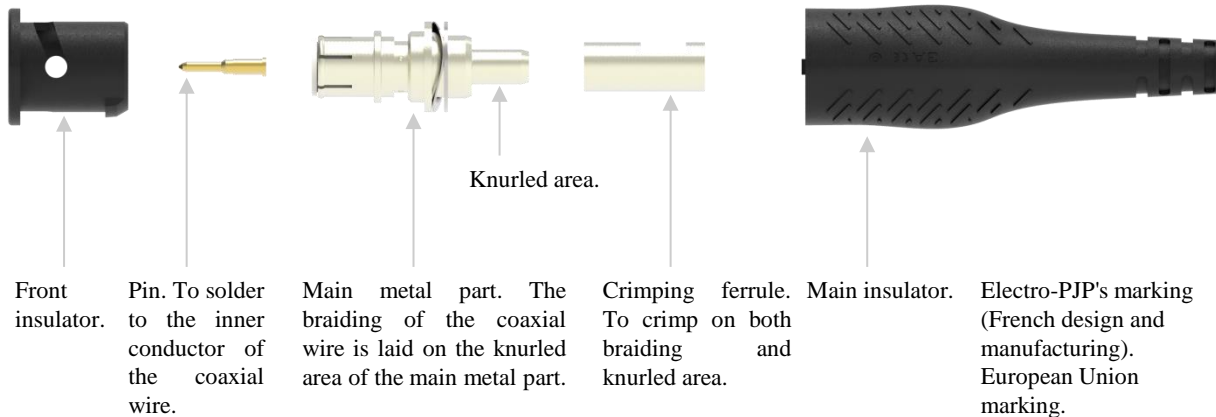




➔ Step 4 of 6. I solder the pin on the inner conductor of the coaxial wire. I insert the pin into the main metal part by holding the coaxial wire and push it until it locks.

➔ Step 5 of 6. I lay the braiding on the knurled area of the main metal part. I slip the crimping ferrule on the braiding. I crimp the crimping ferrule with Electro-PJP's crimping tool part number PINC/BNC and its hexagonal die marked ".213".

➔ Step 6 of 6. I assemble the front insulator with the main insulator by taking care of the indexing plastic pin. I push until it locks.

The BNC male connector is ready to use.



7149DIY



DATA SHEET (page 2 of 2).

Designation : Do-it-Yourself (DIY). Male BNC Connector. Wire Attachment by soldering and crimping.



Electro-PJP PINC/BNC.

Electrical safety

Up to 1000 V CAT II
600 V CAT III
300 V CAT IV

Grounded or floating ground. ("Floating ground" means the "ground" contact can be connected to 1000 V CAT II / 600 V CAT III / 300 V CAT IV too.)

According to EN / IEC 61010-031:2015. Up to 1000 V CAT II / 600 V CAT III / 300 V CAT IV, reinforced insulation, 3 amperes.

These specifications come from the creepage distances, clearances, accessible parts, and solid insulation of the connector. And the considered specifications of the environment are :

- pollution degree, 1 or 2 ;
- relative humidity, 80 % maximum for temperatures up to 31 °C decreasing linearly to 50 % relative humidity at +40 °C ;
- temperature range, +5 °C to +40 °C ;
- indoor use ; and
- altitude, 2000 m maximum.

The electrical safety provided by the connector depends on the right assembling of the connector on the wire.

Operating temperature range

-20 °C mini., +80 °C maxi. (please see above too).

Protection against the spread of fire

Reinforced insulation.

Conformity

- European Directive "Low Voltage Directive" 2014/35/UE.
- International / European standard EN / IEC 61010-031:2015.
- European Directive "RoHS" 2011/65/EU. European Directive 2015/863/EU.
- European regulation n°1907 / 2006 "REACH".
- European regulation 2017 / 821 "Conflict minerals".

Environment

- "RoHS" compliant, Pb ≤ 4 %, Hg ≤ 0.1 %, Cr VI ≤ 0.1 %, Cd ≤ 0.01 %, PBB ≤ 0.1 %, PBDE ≤ 0.1 %, DEHP ≤ 0.1 %, BBP ≤ 0.1 %, DBP ≤ 0.1 %, and DIBP ≤ 0.1 %.
- REACH compliant, no substances from the candidate list of SVHC for authorization at mass concentrations greater than 0.1 %.

Materials

Conductors : nickel-coated brass, gold-coated brass, annealed copper, and tinned copper.
Insulators : please contact us.

Colors

Black Red Yellow Green Blue White

(Default colors. 2 colors can be mixed, example : black / red male BNC connector.)

Weight

Origin

Designed and manufactured in France.

Reliability benchmark

Year of 1st placing on the market 2011.

Packaging

Bag of 10 connectors of the same color (default packaging). (In one bag : 10 front insulators + 10 pins + 10 main metal part + 10 crimping ferrule + 10 main insulators).

GLOSSARY :

ACCESSIBLE. Able to be touched with a standard test finger or test pin.

BASIC INSULATION. Insulation of HAZARDOUS LIVE parts which provides basic protection.

CAT II. Measurement or overvoltage category II. For measurement performed on / equipment connected to the building wiring.

CAT III. Measurement or overvoltage category III. For measurement performed on / equipment connected to part of a building wiring installation.

CAT IV. Measurement or overvoltage category IV. For measurement performed on / equipment connected to the origin of the electrical supply to a building.

CLEARANCE. Shortest distance in air between two conductive parts.

CREEPAGE DISTANCE. Shortest distance along the surface of a solid insulating material between two conductive parts.

CTI. Comparative Tracking Index of the insulating material in accordance with IEC 60112.

DOUBLE INSULATION. Insulation comprising both BASIC INSULATION and SUPPLEMENTARY INSULATION.

EN / IEC 60529. European / international standard regarding the degrees of protection provided by enclosures.

EN / IEC 61010-1. European / international standard regarding the safety requirements for electrical equipment for measurement, control, and laboratory use – Part 1: General requirements.

EN / IEC 61010-031. European / international standard regarding the safety requirements for electrical equipment for measurement, control and laboratory use – Part 031: Safety requirements for hand-held probe assemblies for electrical measurement and test.

"LVD". European Directive 2014/35/EU on the harmonization of the laws of Member States relating to electrical equipment designed for use within certain voltage limits. (Usually called the Low Voltage Directive.)

MAINS. Low-voltage electricity supply system to which the equipment concerned is designed to be connected for the purpose of powering the equipment.

MAINS CIRCUIT. Circuit which is intended to be directly connected to the MAINS for the purpose of powering the equipment.

OVERVOLTAGE CATEGORY. Numeral defining a TRANSIENT OVERVOLTAGE condition.

POLLUTION. Addition of foreign matter, solid, liquid or gaseous (ionized gases), that may produce a reduction of dielectric strength or surface resistivity.

POLLUTION DEGREE. Numeral indicating the level of POLLUTION that may be present in the environment.

POLLUTION DEGREE 1. No POLLUTION or only dry, non-conductive POLLUTION occurs, which has no influence.

POLLUTION DEGREE 2. Only non-conductive POLLUTION occurs except that occasionally a temporary conductivity caused by condensation is expected.

REINFORCED INSULATION. Insulation which provides protection against electric shock not less than that provided by DOUBLE INSULATION.

"RoHS". European Directive 2011/65/EU on the restriction of the use of certain hazardous substances in electrical and electronic equipment.

SOLID INSULATION. Insulating materials.

SUPPLEMENTARY INSULATION. Independent insulation applied in addition to BASIC INSULATION in order to provide protection against electric shock in the event of a failure of BASIC INSULATION.

TRANSIENT OVERVOLTAGE. Short duration overvoltage of a few milliseconds or less, oscillatory or non-oscillatory, usually highly damped.

WORKING VOLTAGE. Highest r.m.s. value of the a.c. or d.c. voltage across any particular insulation which can occur when the equipment is supplied at rated voltage.