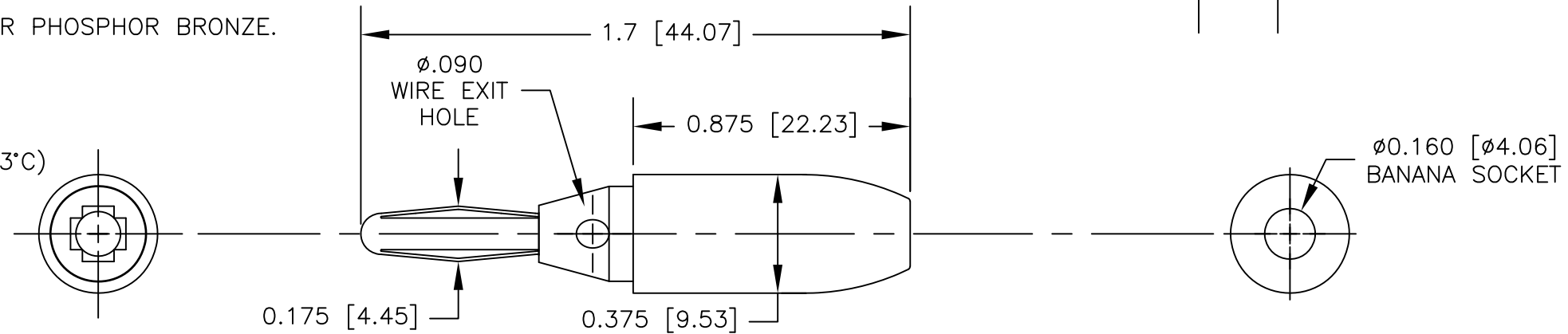


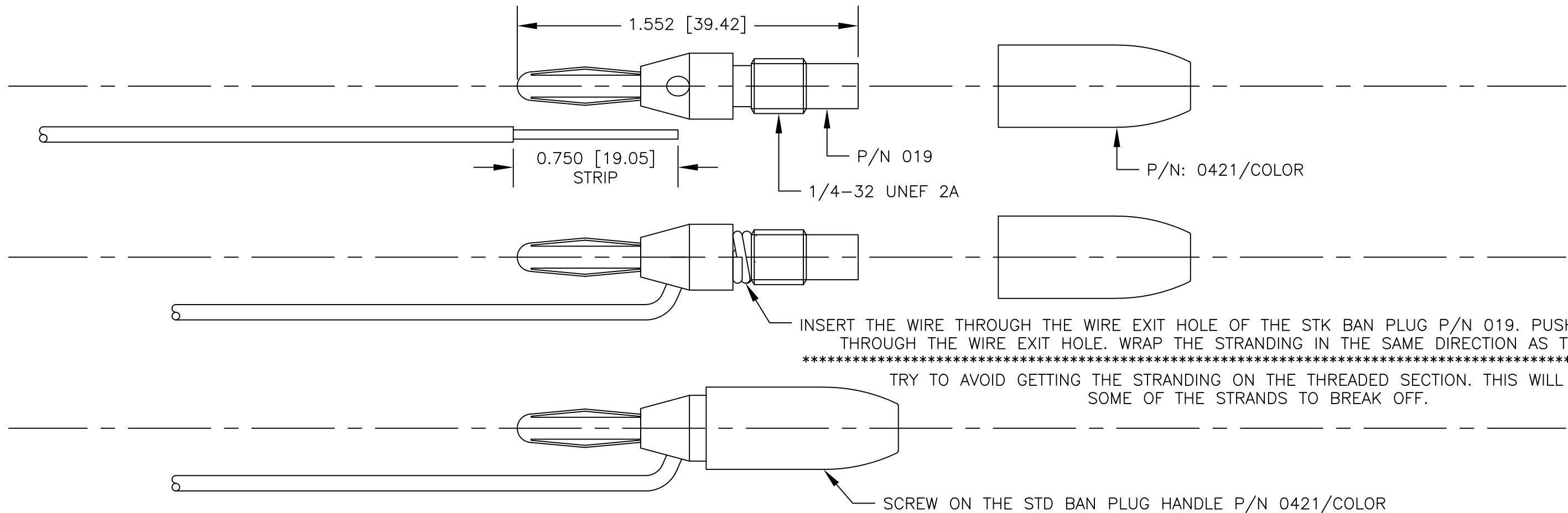
NOTES: UNLESS OTHERWISE SPECIFIED

1. CONSTRUCTION:
 HOUSING: MOLDED NYLON AVAILABLE IN ALL TEN COLORS
 FRAME: NICKEL PLATED BRASS.
 CONTACT: NICKEL PLATED BeCu OR PHOSPHOR BRONZE.
2. PERFORMANCE:
 MAXIMUM CURRENT: 15 AMPS
 MAXIMUM VOLTAGE: 3500 VRMS
 MAXIMUM TEMPERATURE: 200°F (93°C)

LTR	REVISIONS		DATE	APPROVED
	DESCRIPTION			

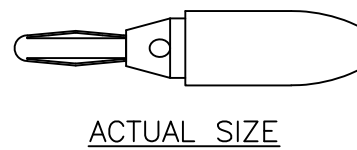


ASSEMBLY INSTRUCTIONS



INSERT THE WIRE THROUGH THE WIRE EXIT HOLE OF THE STK BAN PLUG P/N 019. PUSH THE STRANDING THROUGH THE WIRE EXIT HOLE. WRAP THE STRANDING IN THE SAME DIRECTION AS THE THREADS.

 TRY TO AVOID GETTING THE STRANDING ON THE THREADED SECTION. THIS WILL CAUSE SOME OF THE STRANDS TO BREAK OFF.



		UNLESS OTHERWISE SPECIFIED DIMENSIONS ARE IN INCHES TOLERANCES ARE: FRACTIONS DECIMALS ANGLES ± N/A .XX ± N/A ± N/A .XXX ± N/A		CONTRACT NO.		E-Z-HOOK DIVISION OF TEKTEST INC. ARCADIA, CA 91006 U.S.A.			
		MATERIAL SEE NOTE		APPROVALS	DATE			DESCRIPTION STACKING BANANA PLUG	
		FINISH SEE NOTE		DRAWN	R.L.	6/17			
NEXT ASSY		USED ON		APPROVED BY					
APPLICATION		DO NOT SCALE DRAWING				SIZE	CODE IDENT NO.	DRAWING NO.	REV.
						B	08505	9203	
						SCALE	2:1		SHEET 1 OF 1