REVISIONS			
LTR	DESCRIPTION	DATE	APPROVED

NOTES: UNLESS OTHERWISE SPECIFIED

1. CONSTRUCTION:
   HOUSING: MOLDED NYLON AVAILABLE IN ALL TEN COLORS
   CONTACT: NICKEL PLATED BRASS

2. PERFORMANCE:
   MAXIMUM CURRENT: 10 AMPS
   MAXIMUM VOLTAGE: 3500 VRMS
   MAXIMUM TEMPERATURE: 200°F (93°C)

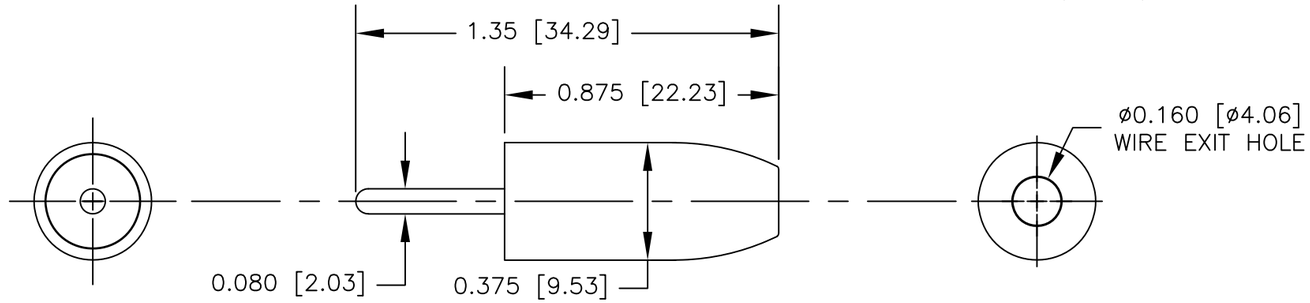

ASSEMBLY INSTRUCTIONS

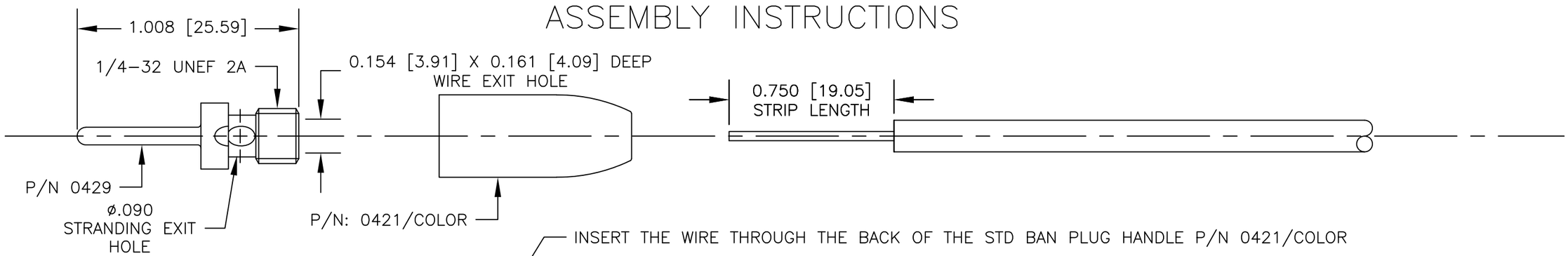

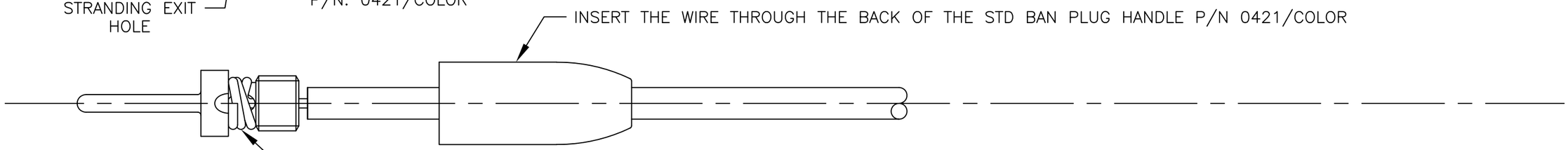

INSERT THE WIRE THROUGH THE WIRE EXIT HOLE OF THE PIN PLUG P/N 0429. PUSH THE STRANDING THROUGH THE STRANDING EXIT HOLE.
WRAP THE STRANDING IN THE SAME DIRECTION AS THE THREADS.

****

TRY TO AVOID GETTING THE STRANDING ON THE THREADED SECTION. THIS WILL CAUSE SOME OF THE STRANDS TO BREAK OFF.

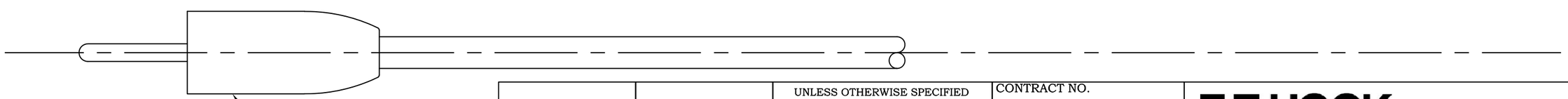

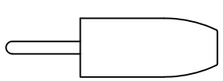

ACTUAL SIZE

NEXT ASSY	USED ON	UNLESS OTHERWISE SPECIFIED DIMENSIONS ARE IN INCHES TOLERANCES ARE: FRACTIONS ±N/A DECIMALS .XX ± N/A .XXX ±N/A ANGLES ± N/A	CONTRACT NO.	
			APPROVALS	DATE
			DRAWN R.L.	7/17
		MATERIAL SEE NOTE	APPROVED BY	
		FINISH SEE NOTE		
APPLICATION		DO NOT SCALE DRAWING		

E-Z-HOOK DIVISION OF TEKTEST INC. ARCADIA, CA 91006 U.S.A.

DESCRIPTION
STANDARD PIN PLUG

SIZE	CODE IDENT NO.	DRAWING NO.	REV.
B	08505	9201	

SCALE 2:1 SHEET 1 OF 1

THE INFORMATION CONTAINED IN THIS DOCUMENT IS PROPRIETARY TO E-Z-HOOK. THE INFORMATION IS NOT TO BE REPRODUCED WITHOUT PRIOR WRITTEN PERMISSION OF E-Z-HOOK, DIV. OF TEKTEST INC.
MAXIMUM TESTED RATINGS IN A HANDS-FREE CONTROLLED ENVIRONMENT. MAXIMUM RATINGS ARE NOT TO BE USED CONCURRENTLY.